

A modern building with a facade of orange-brown panels and large windows. The name 'Amsterdam University College' is visible on the building's facade. A semi-transparent white box is overlaid on the left side of the image, containing text.


A
UC Amsterdam University College

Finances 101

Fees, funds and finances

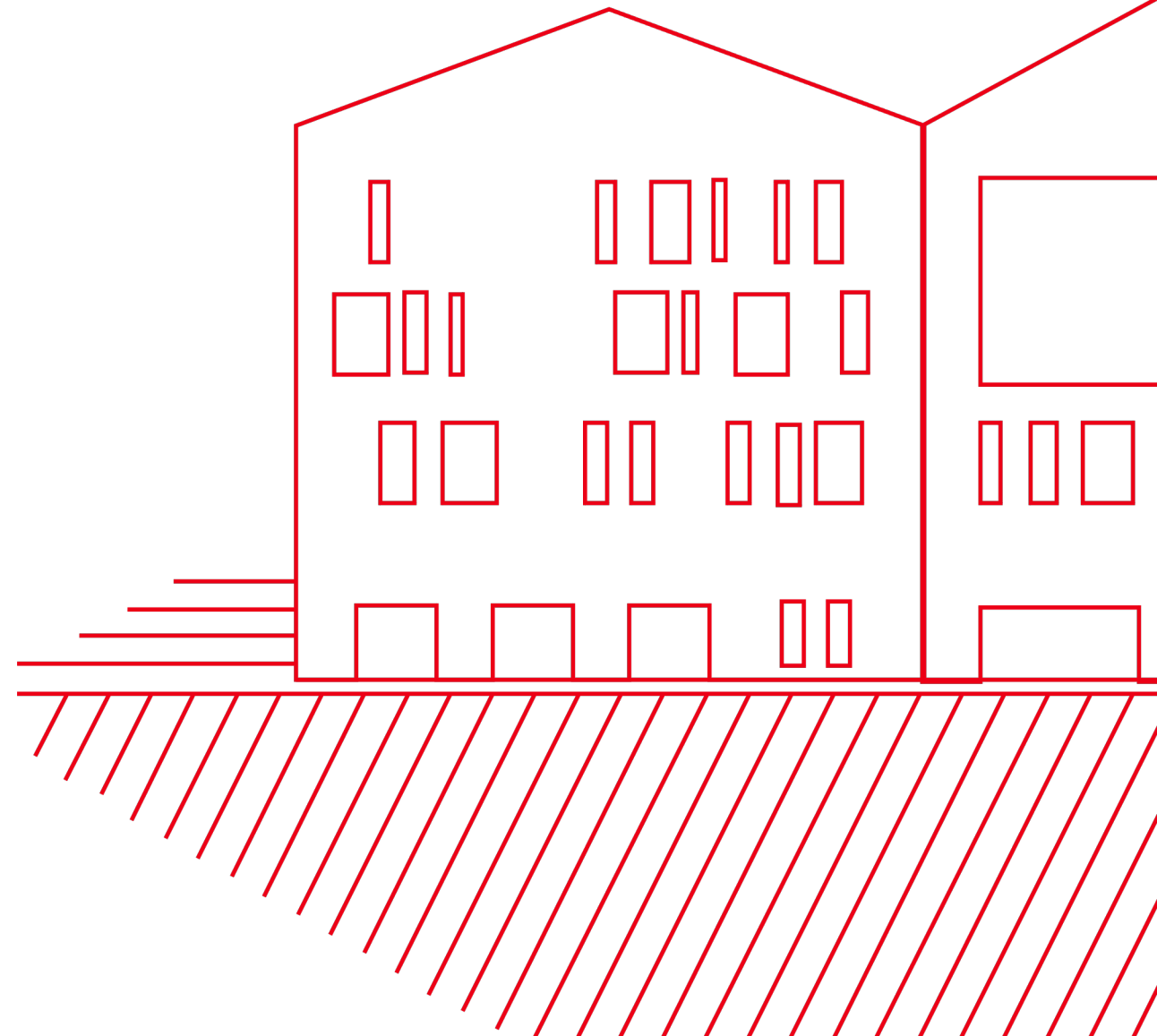
Agenda

- Introductions
- Practicalities, Consequences and Tips
- Government Funding
- Support Resources



01

INTRODUCTION: STUDENT LIFE OFFICERS



AUC Student Life Officers

- **Lisa van Berkel & Aino Kekkonen**

- Provide support and advice for individual students on well-being issues:

- Mental health
- Stress
- Finances
- Residential issues
- Anything related to “student life”
- Strengthen the residential community aspect of AUC program, advise AUC on policies and support systems for student well-being
- Develop and coordinate the work of the Well-Being Team

- **Contact:** studentlifeofficer@auc.nl or online booking system to schedule an appointment

- **Available:** Mon & Tue, Thu & Fri | **Open hours** 12.30-13.30 in room 3.22



Lisa



Aino



02

PRACTICALITIES

,
CONSEQUENCES

AND TIPS


The baseline of this session

This session assumes three things:

1. You are a registered AUC student
2. You know your financial obligations
3. You have made a plan to meet your financial obligations

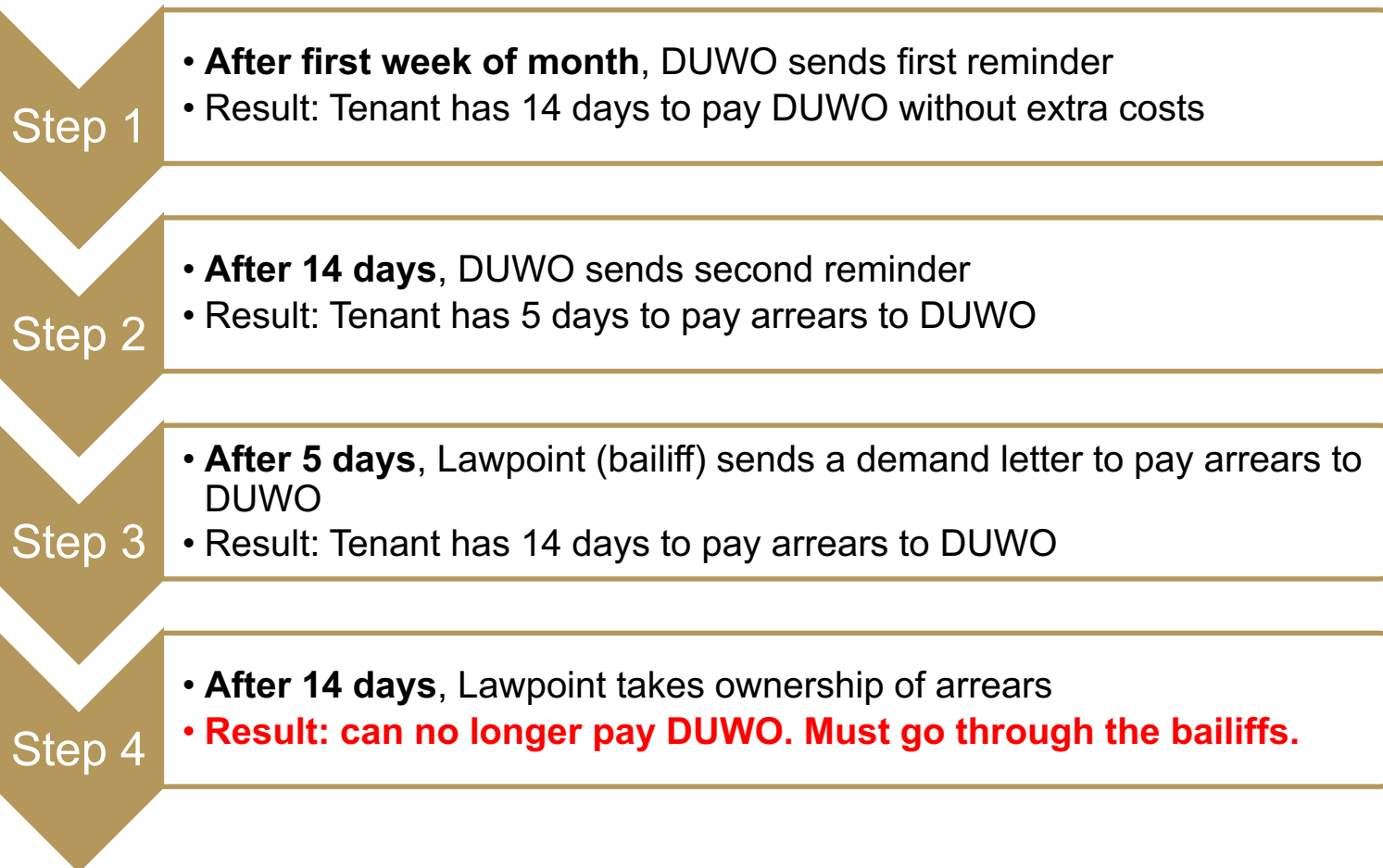
We start here, but...

1. What happens if you do not or cannot meet your obligations?
2. What should you do in those circumstances?
3. Tips on managing your finances



Late Rent Payment – What's Next?

Rent due: 1st of month for subsequent month to DUWO



Late Rent Payment (cont.)

Then what?

- Additional fees due to the bailiff
- Legal proceedings
- Potential eviction
- Possible consequences at AUC

Late Tuition Payment

-

	UvA	VU
When is direct debit?	Around 24 th of each month for next month	Around 25 th of every other month (September, November, January, March, and May)
Step 1	<ul style="list-style-type: none"> • If one missed payment (i.e. direct debit fails), an e-mail reminder with a payment link, sent to your Studielink e-mail account. • Result: Will have 5 working days to pay without extra costs 	<ul style="list-style-type: none"> • If one missed payment (i.e. direct debit fails), an e-mail reminder about two weeks later, sent to your Studielink e-mail account.
Step 2	<ul style="list-style-type: none"> • If two missed payments (cumulative), another e-mail message with a payment link • Result: UvAnetID will be blocked until the outstanding amount has been paid 	<p>If do not pay within two weeks, a final e-mail reminder two weeks later.</p>

Late Tuition Payment (cont.)

	UvA	VU
Step 3	<ul style="list-style-type: none"> • If three missed payments (cumulative), a warning e-mail and post letter • Result: If you don't pay the outstanding amount within the term mentioned (usually 14 days) your enrollment at the UvA (and thus AUC) will be terminated. UvAnetID will remain blocked until the outstanding amount is max 1 installment 	<ul style="list-style-type: none"> • If you still do not pay within one week of the second reminder, your enrollment at the VU (and thus AUC) will be terminated.

- **Then what?**

- Cannot access coursework (blocked UvAnet ID)
- Cannot receive diploma and potentially transcripts
- Must leave dorms

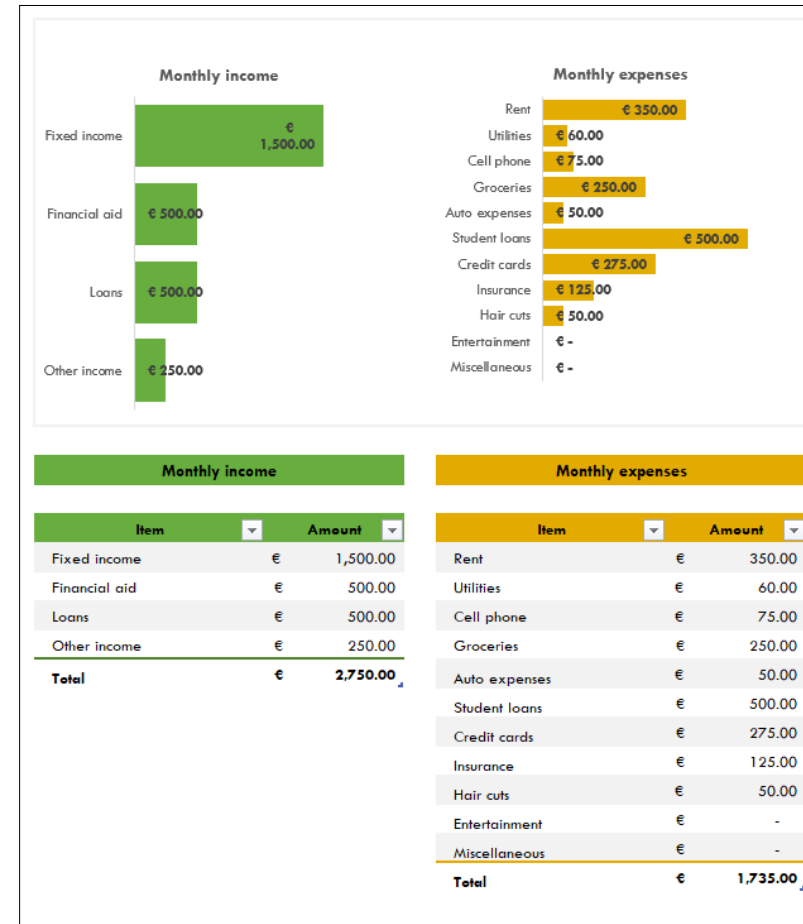
Tips for success

Best practices for AUC financial success:

- **Be proactive:** Ask for help when you need it. If you anticipate trouble contact Student Life Officers, UvA Student Counsellors and/or DUWO.
- **Organise your finances:** Be aware of due dates for rent, tuition and scholarship payments; Check emails, Studielink and mailbox regularly for bills; keep track of receipts.
- **Develop your own style:** Align your spending with your values. Create and stick to a budget.

Budgeting basics

- 1. Identify your monthly income
- 2. Make a clear picture of expenses
- 3. Subtract expenses from income
- 4. Set aside the leftovers
- 5. Put your plan into action
- 6. Review and adjust



A budget sheet example. You can find more [here](#).


Unexpected costs

- **Sometimes, things do not go as planned:**

- Family emergency
- Laptop breaks down
- Bike stolen/damaged
- Currency from home country loses value
- Medical costs
- Need a new...

- **So, expect the unexpected:**

- Budget for unexpected costs, even if €15-20/month.



Inflation

Inflation has become a serious issue in many countries recently.

- If you are from a country where this is a rising issue, please plan accordingly
- If you are worried, reach out (SLO, UvA Student Councillors)
- Financial aid

It is always better to reach out as soon as possible.

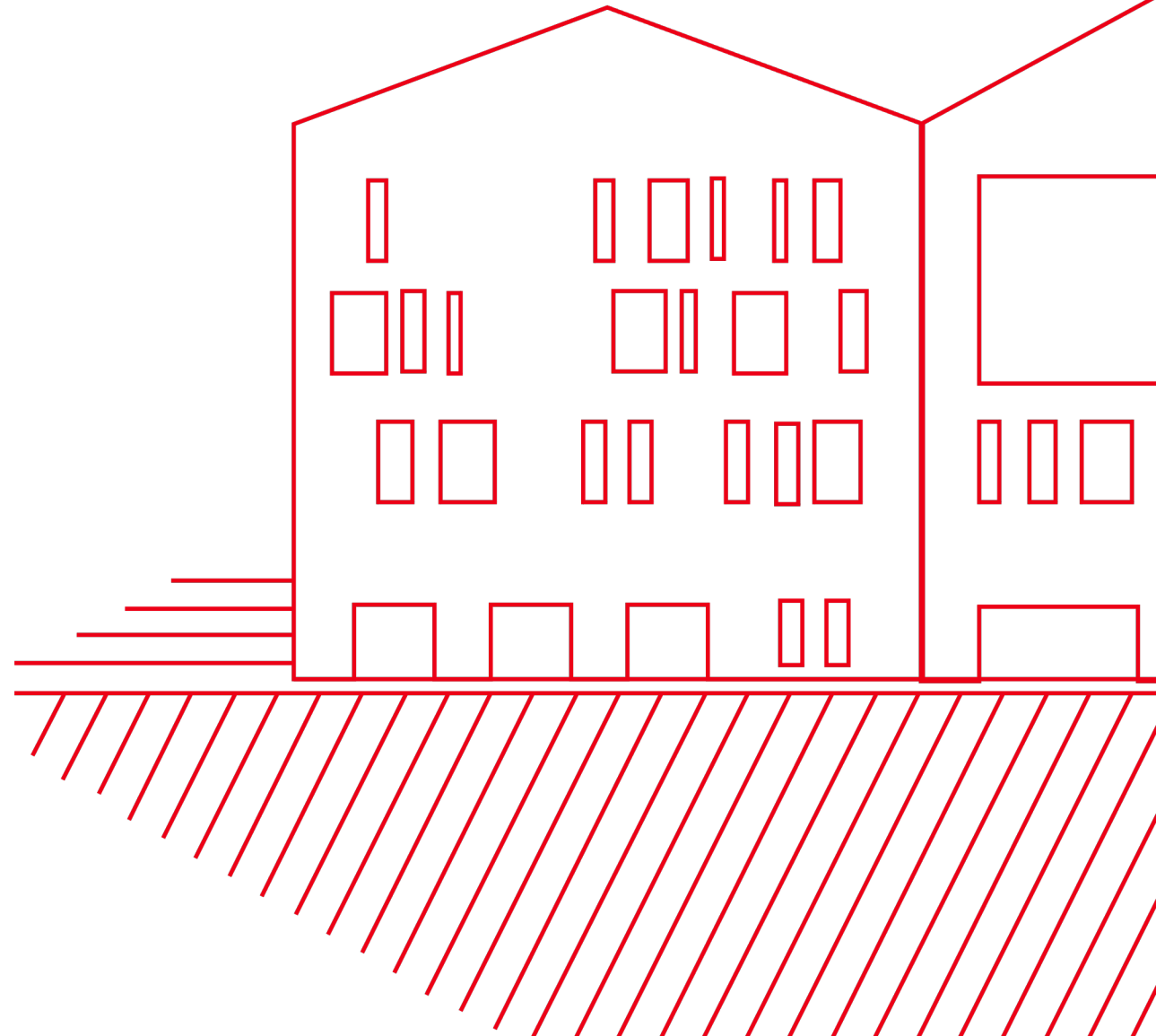
How much money do I need?

Rough estimate:

All in euro, per year	2023-2024 Dutch & EEU/EEA	2023-2024 non EU/EEA
Tuition fee	4.700	12.850
Accommodation	4.920	4.920
Insurance (approximate)	800	800
Books (rough estimate)	350-500	350-500
Visa/residence permit (approximately)	-	210
Living expenses (including food – rough estimate)	5.500	5.500
Total (estimate)	16.270 - 16.420	24.630 - 24.780

03

Government Funding: State Benefits and Tax Exemptions



Benefits, Jobs, Saving Tips

1. Student allowance
2. Rent benefit
3. Healthcare benefit
4. Tax exemptions
5. Getting a job
6. Tips



Introduction



- Annemoon
- Graduate Assistant for Services and Communications
 - What is a Graduate Assistant?
- Previously:
 - Humanities major, focus on culture, literature and anthropology
 - Peer Support chair
 - AUC Ambassador

1. DUO Student Finance

- Easy for **Dutch** students, not so much for **internationals**
- Provided by the Dutch government, check out their website: [Student finance - DUO](#)
- Basic grant, supplementary grant, student travel product, interest-bearing loan, tuition fee loan
- Do you have a Dutch passport?
 - Yes --> It will be easy
 - No --> There are some additional requirements
- For EU/EEA, Swiss or British students
 - You need to have a job
 - 56 hours per month or monthly income of at least 50% of the social security norm
 - OR your partner or parents works in the Netherlands
 - For full breakdown of the requirements check DUO's website
- EU/EEA, Swiss or British students can still apply for a tuition fee loan even if you are not eligible for student finance

2. Rent benefit

- Approximately €200 on your rent **for a single**

- **Eligibility?**

- You are 18 years old
- You have the nationality of an EU country, Liechtenstein, Norway, Iceland or Switzerland – or you have a residence permit & BSN number (you should all have that)
- You have a Citizen Service Number (Burgerservicenummer, BSN)
- You rent **independent accommodation --> a single room**
- Your rent (excluding service costs) is lower than **€452,20**
- Capital < €33.748 (Bank account etc.)
- How high your income is allowed to be depends on your rent, your age, and the composition of your household.

Important: Please do your own research as every situation can be slightly different and the regulations can change over time.

- All info: [I live in a rented house \(belastingdienst.nl\)](http://belastingdienst.nl)

2. Rent benefit

Application Process

- You need a *DigiD*
- Log in on the **Mijn Toeslagen** (My Benefits) page:
 - Only in Dutch, so ask a friend if you need help
- DUWO provides you with the exact numbers on their website:
 - Log in > I rent > Financial Matters > Rent Composition (scroll to the bottom)
 - This is not the same as your normal rent
- You can also call the **Tax Information Line**
- **Important:** Get registered with the municipality! For this you need a BSN and DigID as well
- <https://www.amsterdam.nl/en/civil-affairs/moving-amsterdam/>

3. Healthcare Benefit

Covers most of your health insurance

Eligibility?

- You are 18 years old
- You have a Citizen Service Number (Burgerservicenummer, BSN)
- You have the nationality of an EU country, Liechtenstein, Norway, Iceland or Switzerland – or you have a residence permit & BSN number (you should all have that)
- You have a **Dutch health insurance**
- Income < €38.520; Capital < €127.582

Application Process

- You need a **DigiD**
- Log in on the **Mijn Toeslagen** (My Benefits) page
- You can also call the **Tax Information Line**
- **All info:** [I have Dutch healthcare insurance \(belastingdienst.nl\)](http://belastingdienst.nl)

4. Tax Exemption/ *Kwijtschelding*

- If you have a low income, you can request to be exempt from certain municipal taxes:
 - The water tax
 - The trash tax
- Conditions:
 - Low income
 - Little savings and assets
 - Not yet paid: You can only apply for a waiver for amounts that you have not yet paid or that you paid less than 3 months ago
- How to apply?
 - Visit this website: <https://www.amsterdam.nl/belasting-heffingen/>
 - In Dutch: ask a friend if you need help (It is a long and annoying process)
 - Application forms will be sent with first tax charge

5. Getting a Job

How much can you work?

- You have the nationality of an EU/EEA country, Liechtenstein, Norway, Iceland, Switzerland or the UK
 - No need for a work permit.
 - Work as much as you want
- Other countries
 - Need to apply for a work permit
 - Work up to 16 hours a week throughout the year OR seasonal work during the summer
 - You need to apply for a work permit, your employer must do this for you
 - Doing an internship as part of your studies? No need for a work permit
 - Self-employed? No limit on the hours and no need for a work permit

5. Getting a Job – How?

- UvA Job Board
 - Exclusively for UvA students
 - Entry-level jobs, internships and study-related part-time jobs
- StudiJob
 - Student employment agency in Amsterdam
 - Study-related part-time jobs and entry-level positions
- Indeed.nl
 - Extensive database for vacancies all over the Netherlands in all kinds of sectors
- There are often a lot of vacancies in restaurants, bars, cafés and shops in Amsterdam. If you see a vacancy sign on the window, just walk in to ask for more information.
- If you have a job in the Netherlands -> You need to get Dutch health insurance!

6. Some interesting money-saving tips

Transport

- Public transport in the Netherlands is pretty expensive
- Get a discount subscription for trains or other public transport
 - You need a personalised OV card
- Get a bike! Second-hand is cheap
 - Make sure it's not stolen

Food

- "Turkish" Supermarket > Lidl > Jumbo > Albert Heijn (bonus) > Spar
- Have dinner with a group of friends (bulk is cheap!), make your own food
- Bring lunch – Avoid Maslow/Polder/Spar/Cafeteria
- AUleftovers (Facebook group)
- Learn to cook!



6. Some money-saving tips

● **Make use of student discounts**

- Use the gym at Universum USC
- Ask for discounts at cultural and social activities or institutions
- Use software provided by the UvA (anything from Excel to video editing)
- Join student-run sport clubs

● **Clothes, furniture, books**

- Second-hand stores
- AUC Buy Sell & Trade FB group, AUCBooks, etc.
- Facebook Marketplace, Marktplaats (online second-hand platform)

● **Taking pre-cautions**

- Lock your bike, your room --> WINDOWS!, everything
- Don't leave your laptop or phone unattended in the AB



04

Support Services

Support Resources

- **I need help! What now?**

- “Financial aid” section on the AUC Student website
- Student Life Officers
- UvA Student Counselors
- Tutor
- The AUC Solidarity Fund

- ***Check out AUC Student website and the Student Handbook for more information about these groups.***

AUC Solidarity Fund

- The AUC Solidarity Fund is a student-led initiative that provides financial aid for AUC students in cases of financial emergency as well as guidance to prevent such situations.
- The AUC Solidarity Fund is:
 - interest-free
 - fast response: emergency financial relief
 - anonymous
 - usually up to 500 Euro, but we examine each case individually
- Some examples of scenarios where students may want to apply for a loan include:
 - “I need money to pay for my flight back home”
 - “My laptop broke, and I need money to buy a new one”
 - “I lost my job so I can’t pay rent this month”
- Contact: **solidarityfundauc@gmail.com**
- More information: [AUC Solidarity Fund - Amsterdam University College](#)



AUC Solidarity Fund

How to apply?

- Go to the AUC Solidarity Fund page on the AUC website
- Click “[Fill in the AUC Solidarity Fund Application Form](#)”
- Download the form and fill it in
- Send it to the Solidary Fund via email

Activities

- Bake sales
- Free sessions on finance
- Fundraisers
- Collaborations (Naked Calendar collaboration with Scriptus and HandsOn, etc.)

TO DO's

- **1. Make a budget spreadsheet for yourself**

- **2. Read the government funding document thoroughly**

- **3. Check out the financial resources**
 - <http://www.auc.nl/admissions-aid/fees-costs/fees-costs.html>
 - <http://www.auc.nl/admissions-aid/other-financial-support>
 - <https://student.auc.nl/shared-content/a-z/financial-support/financial-support.html?origin=vBp9afmmRtStm548RpTuBQ>

What's next?

Introweek

**Two sessions on Wednesday
30 August**

- Life at AUC
- Finances 101

September

**One 2-hour workshop hosted
by Our Bodies Our Voice**

One workshop in smaller groups later on Wednesday(s) in September. You will be allocated into groups based on your tutor groups

If you have any questions for the SLOs or other members of the Wellbeing Team, feel free to come find us.

Message studentlifeofficer@auc.nl, come by room 3.22 or ask us a question whenever you see one of us around



A
UC Amsterdam University College

Thank you for joining!

Amsterdam University College